

The Grit Tankwa 2025 - Overall Results

Rider Name	Rider Time (Hours)	Rider Position Overall	Rider Category Position	Age on Race Day	Rider ID Number	Rider Category
Morne Immelman	11:18	1	1	21	0305215145080	24 Hours
Carlof Van Der Merwe	14:02	2	2	61	6310245151086	24 Hours
Rentia Denissen	14:48	3	1	61	6304220081087	24 Hours
Pierre De Jager	15:19	4	3	62	6209065013089	24 Hours
Lizanne Hugo	16:02	5	2	40	8502090231082	24 Hours
Brett Van Der Merwe	17:05	6	4	43	8106025054088	24 Hours
Nicolaas Brink	17:06	7	5	47	7709225120087	24 Hours
Christiaan Bekker	17:20	8	6	50	7407065113086	24 Hours
Vernon Rudman	19:54	9	7	58	6703245011088	24 Hours
Liza Vivier	19:54	10	3	46	7809300019087	24 Hours
Wade Harris	20:30	1	1	31	9304215050086	50 Hours
Daniel Poalses	23:32	2	2	25	9909255717087	50 Hours
Coenraad Steenkamp	23:46	3	3	43	8104125081085	50 Hours
Michael Chumbley	24:22	4	4	47	7709305114083	50 Hours
Pieter Henderson	24:30	5	5	50	7502215065085	50 Hours
Clement De Bruin	24:36	6	6	38	8606045094089	50 Hours
Hansie Joubert	27:20	7	7	54	7011135140085	50 Hours
Martie Joubert	27:20	8	1	55	7003020004088	50 Hours
Nathan Dell	27:22	9	8	35	8909195164086	50 Hours
Michael Mc Dermott	27:48	10	9	60	6408045228086	50 Hours
Grant Van Der Wal	29:24	11	10	58	6604185223081	50 Hours
Piet Laubscher	29:28	12	11	53	710511508604	50 Hours
Burger Schoeman	29:34	13	12	36	8809265135083	50 Hours
Ewald Rautenbach	29:34	14	13	38	8610245116080	50 Hours
Neil Hanekom	29:36	15	14	43	8105065136086	50 Hours
Frans Labuschagne	29:44	16	15	42	8204225104082	50 Hours
Gus Pauw	30:14	17	16	48	7606245015083	50 Hours
Roelof Du Plessis	31:00	18	17	51	7402285078086	50 Hours
Sean Van Rensburg	32:12	19	18	34	9005225028083	50 Hours
Carrie Van Rensburg	32:12	20	2	35	8909130064086	50 Hours
Daniël Meintjes	32:22	21	19	48	7703145076081	50 Hours
Paul Andre Rossouw	32:55	22	20	53	7201165163087	50 Hours
Niel Gerrits	33:15	23	21	45	8004065023081	50 Hours
Jacques Du Preez	33:44	24	22	27	9712245022083	50 Hours
Andrew Henning	33:44	25	23	29	9509215157083	50 Hours
Nick De Kock	34:06	26	24	27	9802105213086	50 Hours
Charl Cooper	34:22	27	25	50	7406255009088	50 Hours
Danie Du Toit	34:22	28	26	62	6207115001088	50 Hours
Theo Van Zyl	34:45	29	27	48	7703225086083	50 Hours
Talita Van Zyl	34:45	30	3	46	7812160033081	50 Hours
Carlo Gonzaga	35:26	31	28	51	7402075078080	50 Hours
David Van Der Want	38:00	32	29	56	6904065155084	50 Hours
Dave Jones	38:26	33	30	57	6811305116083	50 Hours
Hans Hashagen	40:04	34	31	52	72101110172 (Namibia)	50 Hours
Vincent French	42:04	35	32	59	6511245026083	50 Hours
Calvin Nicholl	44:32	36	33	65	5908285066089	50 Hours
Barry Barkley	44:34	37	34	45	7908105069089	50 Hours
Jacobus Liebenberg	44:34	38	35	51	7306175067085	50 Hours
Paul Izzard	45:26	39	36	59	6506025040080	50 Hours
Francois Streicher	47:16	40	37	61	6312195010080	50 Hours
Sanpat Coetzee	47:16	41	4	70	5411010018087	50 Hours
Chrisna Van Lille	47:24	42	5	57	6712260078088	50 Hours
Francina Kloppers	47:24	43	6	52	7302130013082	50 Hours
Bert Trichardt	47:26	44	38	58	6703205043089	50 Hours
Danny Sabbagh	49:42	45	39	70	5504035036082	50 Hours
Wessel Van Der Merwe	49:42	46	40	56	6901285024082	50 Hours

The Grit Tankwa - Mens Results (24 Hours)

Rider Name	Rider Time (Hours)	Rider Position	Age on Race Day
Morne Immelman	11:18	1	21
Carlof Van Der Merwe	14:02	2	61
Pierre De Jager	15:19	3	62
Brett Van Der Merwe	17:05	4	43
Nicolaas Brink	17:06	5	47
Christiaan Bekker	17:20	6	50
Vernon Rudman	19:54	7	58

The Grit Tankwa - Ladies Results (24 Hours)

Rider Name	Rider Time (Hours)	Rider Position	Age on Race Day
Rentia Denissen	14:48	1	61
Lizanne Hugo	16:02	2	40
Liza Vivier	19:54	3	46

The Grit Tankwa 2025 Overall Results - (24 Hours)

Rider Name	Rider Time (Hours)	Rider Position Overall	Rider Category Position	Age on Race Day
Morne Immelman	11:18	1	1	21
Carlof Van Der Merwe	14:02	2	2	61
Rentia Denissen	14:48	3	1	61
Pierre De Jager	15:19	4	3	62
Lizanne Hugo	16:02	5	2	40
Brett Van Der Merwe	17:05	6	4	43
Nicolaas Brink	17:06	7	5	47
Christiaan Bekker	17:20	8	6	50
Vernon Rudman	19:54	9	7	58
Liza Vivier	19:54	10	3	46

The Grit Tankwa 2025 - Mens Results (50 Hours)

Rider Name	Rider Time (Hours)	Rider Position	Age on Race Day
Wade Harris	20:30	1	31
Daniel Poalses	23:32	2	25
Coenraad Steenkamp	23:46	3	43
Michael Chumbley	24:22	4	47
Pieter Henderson	24:30	5	50
Clement De Bruin	24:36	6	38
Hansie Joubert	27:20	7	54
Nathan Dell	27:22	8	35
Michael Mc Dermott	27:48	9	60
Grant Van Der Wal	29:24	10	58
Piet Laubscher	29:28	11	53
Burger Schoeman	29:34	12	36
Ewald Rautenbach	29:34	13	38
Neil Hanekom	29:36	14	43
Frans Labuschagne	29:44	15	42
Gus Pauw	30:14	16	48
Roelof Du Plessis	31:00	17	51
Sean Van Rensburg	32:12	18	34
Daniël Meintjes	32:22	19	48
Paul Andre Rossouw	32:55	20	53
Niel Gerrits	33:15	21	45
Jacques Du Preez	33:44	22	27
Andrew Henning	33:44	23	29
Nick De Kock	34:06	24	27
Charl Cooper	34:22	25	50
Danie Du Toit	34:22	26	62
Theo Van Zyl	34:45	27	48
Carlo Gonzaga	35:26	28	51
David Van Der Want	38:00	29	56
Dave Jones	38:26	30	57
Hans Hashagen	40:04	31	52
Vincent French	42:04	32	59
Calvin Nicholl	44:32	33	65
Barry Barkley	44:34	34	45
Jacobus Liebenberg	44:34	35	51
Paul Izzard	45:26	36	59
Francois Streicher	47:16	37	61
Bert Trichardt	47:26	38	58
Danny Sabbagh	49:42	39	70
Wessel Van Der Merwe	49:42	40	56

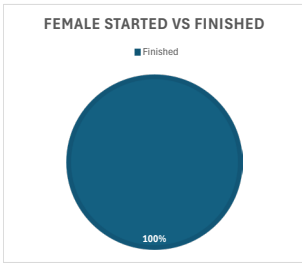
The Grit Tankwa 2025 - Ladies Results (50 Hours)

Rider Name	Rider Time (Hours)	Rider Position	Age on Race Day
Martie Joubert	27:20	1	55
Carrie Van Rensburg	32:12	2	35
Talita Van Zyl	34:45	3	46
Sanpat Coetzee	47:16	4	70
Chrisna Van Lille	47:24	5	57
Francina Kloppers	47:24	6	52

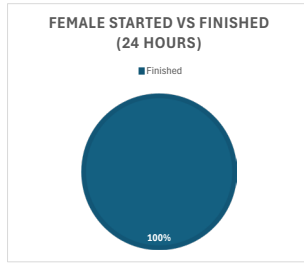
The Grit Tankwa 2025 Overall Results (50 Hours)

Rider Name	Rider Time (Hours)	Rider Position Overall	Rider Category Position	Age on Race Day
Wade Harris	20:30	1	1	31
Daniel Poalses	23:32	2	2	25
Coenraad Steenkamp	23:46	3	3	43
Michael Chumbley	24:22	4	4	47
Pieter Henderson	24:30	5	5	50
Clement De Bruin	24:36	6	6	38
Hansie Joubert	27:20	7	7	54
Martie Joubert	27:20	8	1	55
Nathan Dell	27:22	9	8	35
Michael Mc Dermott	27:48	10	9	60
Grant Van Der Wal	29:24	11	10	58
Piet Laubscher	29:28	12	11	53
Burger Schoeman	29:34	13	12	36
Ewald Rautenbach	29:34	14	13	38
Neil Hanekom	29:36	15	14	43
Frans Labuschagne	29:44	16	15	42
Gus Pauw	30:14	17	16	48
Roelof Du Plessis	31:00	18	17	51
Sean Van Rensburg	32:12	19	18	34
Carrie Van Rensburg	32:12	20	2	35
Daniël Meintjes	32:22	21	19	48
Paul Andre Rossouw	32:55	22	20	53
Niel Gerryts	33:15	23	21	45
Jacques Du Preez	33:44	24	22	27
Andrew Henning	33:44	25	23	29
Nick De Kock	34:06	26	24	27
Charl Cooper	34:22	27	25	50
Danie Du Toit	34:22	28	26	62
Theo Van Zyl	34:45	29	27	48
Talita Van Zyl	34:45	30	3	46
Carlo Gonzaga	35:26	31	28	51
David Van Der Want	38:00	32	29	56
Dave Jones	38:26	33	30	57
Hans Hashagen	40:04	34	31	52
Vincent French	42:04	35	32	59
Calvin Nicholl	44:32	36	33	65
Barry Barkley	44:34	37	34	45
Jacobus Liebenberg	44:34	38	35	51
Paul Izzard	45:26	39	36	59
Francois Streicher	47:16	40	37	61
Sanpat Coetzee	47:16	41	4	70
Chrisna Van Lille	47:24	42	5	57
Francina Kloppers	47:24	43	6	52
Bert Trichardt	47:26	44	38	58
Danny Sabbagh	49:42	45	39	70
Wessel Van Der Merwe	49:42	46	40	56

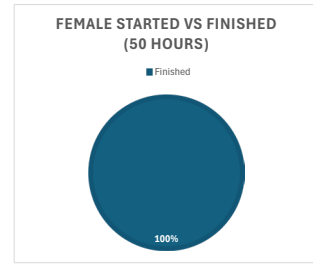
Female started vs finished
 Started 9
 Finished 9 100



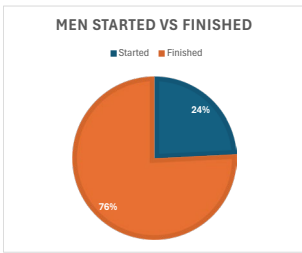
Female started vs finished (24 Hours)
 Started 3
 Finished 3 100



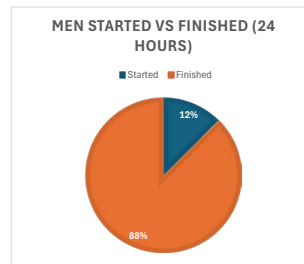
Female started vs finished (50 Hours)
 Started 6
 Finished 6 100



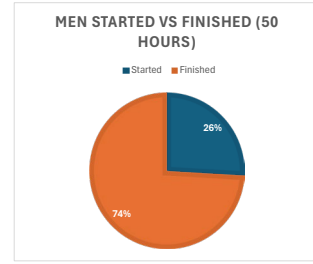
Men started vs finished
 Started 62 24,19
 Finished 47 75,81



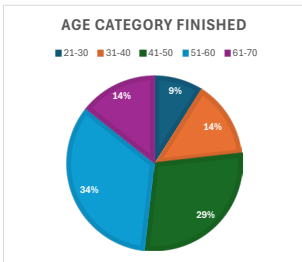
Men started vs finished (24 Hours)
 Started 8 12,5
 Finished 7 87,5



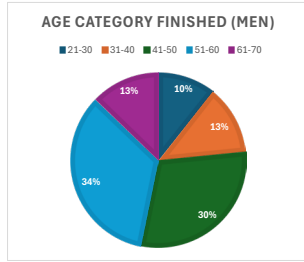
Men started vs finished (50 Hours)
 Started 54 25,93
 Finished 40 74,07



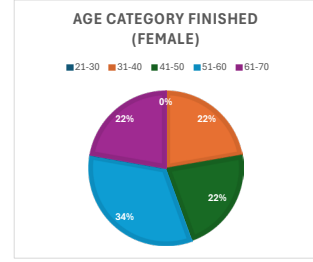
Age Category Finished
 21-30 5
 31-40 8
 41-50 16
 51-60 19
 61-70 8



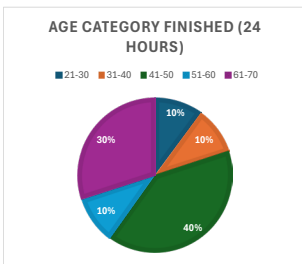
Age Category Finished (Men)
 21-30 5
 31-40 6
 41-50 14
 51-60 16
 61-70 6



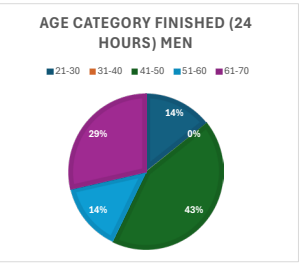
Age Category Finished (Female)
 21-30 0
 31-40 2
 41-50 2
 51-60 3
 61-70 2



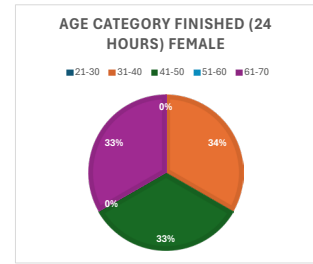
Age Category Finished (24 Hours)
 21-30 1
 31-40 1
 41-50 4
 51-60 1
 61-70 3



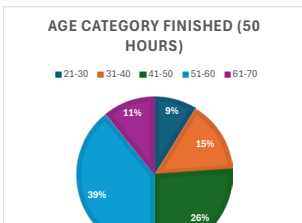
Age Category Finished (24 Hours) Men
 21-30 1
 31-40 0
 41-50 3
 51-60 1
 61-70 2



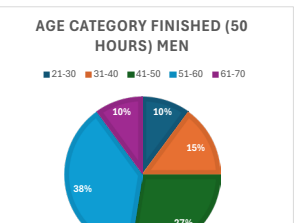
Age Category Finished (24 Hours) Female
 21-30 0
 31-40 1
 41-50 1
 51-60 0
 61-70 1



Age Category Finished (50 Hours)
 21-30 4
 31-40 7
 41-50 12
 51-60 18
 61-70 5



Age Category Finished (50 Hours) Men
 21-30 4
 31-40 6
 41-50 11
 51-60 15
 61-70 4



Age Category Finished (50 Hours) Female
 21-30 0
 31-40 1
 41-50 1
 51-60 3
 61-70 1

